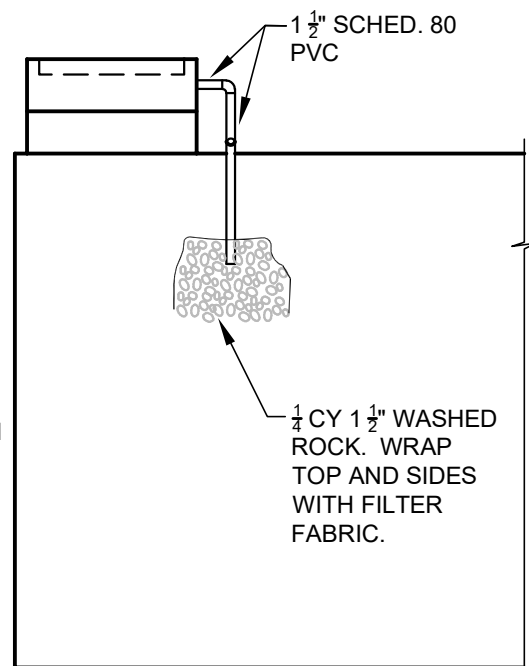


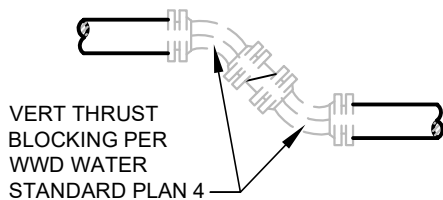
**LADDER DETAIL**



**LID GUTTER DETAIL**

**NOTES:**

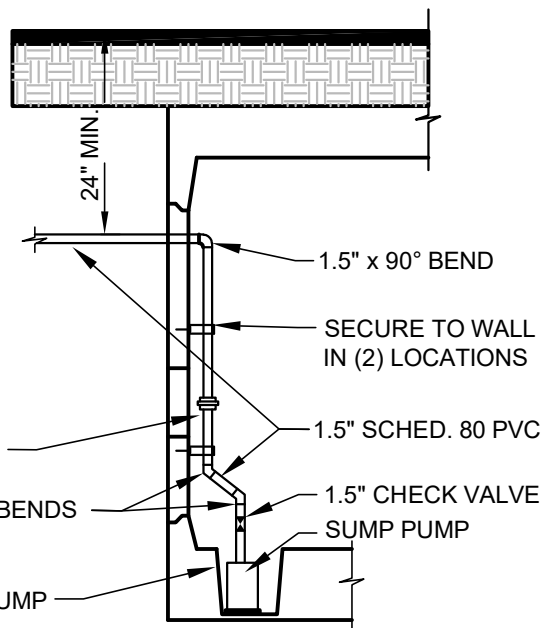
1. STAINLESS STEEL OR ALUMINUM LADDER WITH LADDER UP - LW PRODUCTS OR APPROVED EQUAL. SUBMITTAL REQUIRED.



**CONNECTION TO EXISTING**

**NOTES:**


1. INSTALL VERTICAL BENDS AS NEEDED TO MATCH EXISTING WATER MAIN ELEVATIONS
2. MAX VERT BEND 45° (TYP)



**SUMP PUMP DETAIL**


**NOTES:**

1. TERMINATE SUMP PUMP DISCHARGE LINE IN CATCH BASIN OR DAYLIGHT IN LOCATION PROVIDED BY THE DISTRICT
2. PROVIDE ZOELLER CO. SUMP PUMP - PART NO. 54-0001, MODEL NO. M-53-D.



**Woodinville  
Water District**

**PRESSURE REDUCING  
VALVE STATION  
DETAILS**



**WATER STD.  
PLAN NO. 26B**

**REVISION DATE  
12-20**