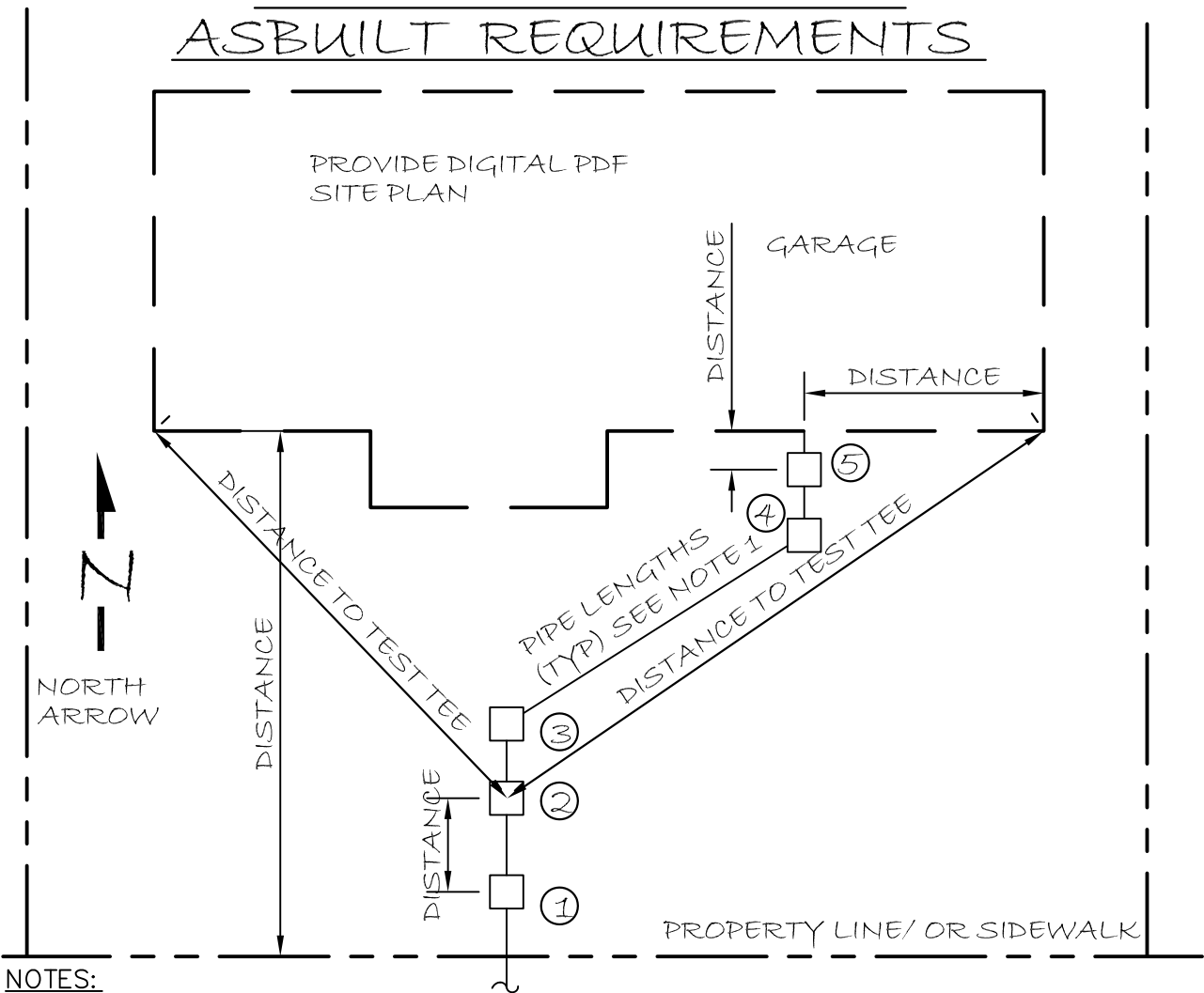


WOODINVILLE WATER DISTRICT PRIVATE SIDE SEWER ASBUILT REQUIREMENTS




NOTES:

1. PROVIDE ALL PIPE LENGTHS – MEASURE CENTER TO CENTER ON FITTINGS.
2. LIST FITTINGS OR FITTING CLUSTERS STARTING AT THE DISTRICT CLEANOUT. PROVIDE DEPTHS AT THE TEST TEE AND PRIVATE CLEANOUT. EXAMPLE BELOW.
3. PROVIDE PDF SITE PLAN SHOWING STRUCTURE TO BE BUILT.


- ① 6" DISTRICT CLEANOUT
- ② 6"x4" REDUCER
4" TEST TEE, 6' DEEP
- ③ 4"x45° BEND
- ④ 4"x45° BEND
- ⑤ 4" WYE (VERT) 3' DEEP, 4" CLEANOUT 18" DEEP

EXAMPLE



**Woodinville
Water District**

**PRIVATE SIDE SEWER
ASBUILT REQUIREMENTS**



**SEWER STD.
PLAN NO. 25**

REVISION DATE
10-18